

TOP

10

TIPS
for

**Home
work
Survival**

Age 8-13yrs

TIP

1



**Make
Time**

**Just
a few
minutes**

Make time, even 5 minutes could help!

Your child will benefit from you getting involved in their homework tasks. If your son/daughter knows that you care they will be more likely to want to do homework and hand it in on time.

You can encourage learning while you are out and about together, in the car, shopping, eating meals and even in your local community.

It's also a good idea to set a routine for homework (and stick to it) – like after tea. It helps to know what homework your child has and get a sense of how long it should take them.

There's always something happening that you can both talk and learn about!



TIP

2




Your Experience counts

Try and link life and leisure experience to your child's school work e.g. visits to the park, museum or days out.

Remember your child will enjoy spending time with you alone. Learning together and sharing experiences will help your relationship grow stronger. Your child will enjoy learning about you and your experiences, as well as doing new things together.

Bonjour!



TIP

3



Take an Interest

Let them know you want to be involved.

Make time to ask your child about what they are studying and what they have learned. Another great way to show you are interested is to attend school activities such as parents' evenings and sport events.

There are lots of ways you can help your child with their homework, especially if they get stuck. Have a chat about what they did last time it happened and what you could do to help, or where you could both look for help.



TIP

4



Lend a hand

Need a hand?

Yeah!

Let them know you're there to help.

Help your child to use resources that are available to them such as the local library, the Internet or books. Talk about school and learning activities in family conversations and make sure – that if they need help they know they can ask you to give them a hand.



TIP

5



Watch the

Telly



Use TV programmes as prompts for discussion and learning, e.g. popular soaps and soap characters' lives could provide topics for discussion.

Make sure TV time is a set time and that it does not get in the way of study time. Make TV a treat for progress rather than a background feature.

TIP

6



Remove Distractions

Help your child concentrate by creating the best learning environment, e.g. take the dog out of the room or turn the volume down on the TV.

Provide an area that is light and fairly quiet. It doesn't have to be fancy – the kitchen table, a space in their bedroom or a corner of the living room will be fine, as long as homework is given priority and they are not interrupted.



TIP

7



Have a look

Check to see how your child is getting on with their homework.

By seeing their progress you will find out if they need any more help or encouragement.

When they've finished, have a look and see how well they've done with their work.



TIP

8



Give praise

Let them know they're doing a good job!

Let your child know that you are pleased with their progress. Help them to make activities and learning tasks feel more achievable by showing them just how much they have already achieved.

Remember – you can show them how not giving up and hard work can lead to success.



TIP

9



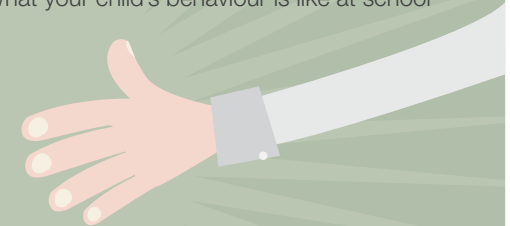
Go to school!

Talk with your child's teachers – they will be pleased that you want to get involved.

Let them know that you are keen to help your child with their study and that you want to get involved in their learning experiences.

You could ask them questions about:

- How your child is doing at school
- What they might be struggling with
- How you can help your child
- What your child's behaviour is like at school



TIP

10



Reward Progress

Set goals and provide treats for achievements.

Woohoo!



Let your child know that you are there to encourage and support them to learn. Let them know that they are making good progress and that you are pleased with their efforts. Help them to try new experiences and get the most out of their time at school.



You're not alone

Supporting your child to do homework might sometimes feel confusing and hard.

Don't worry, there are lots of resources, websites and helplines that you can use to make the task easier.

Here are just a few:

- www.bbc.co.uk/learning
- www.bbc.co.uk/schools
- www.channel4learning.com
- www.dads-space.com
- www.direct.gov.uk/curriculum
- www.direct.gov.uk/en/educationandlearning
- www.direct.gov.uk/kids
- www.fostering.org.uk
- www.netmums.com
- www.nextgenerationlearning.org.uk/At-Home
- www.parentchannel.tv
- www.parentlineplus.org.uk

This is by no means an exhaustive list and has been produced to offer a flavour of the types of websites available.

Your school may have other resources available for you to use, or you could get them from their website. You could also ask other parents and family members for support and advice on helping your son or daughter with their learning.

DCSF cannot be held responsible for any existing or future content on any of the websites listed to the left.

To print off copies of this document and other resources please visit:
www.direct.gov.uk/homeworksupport

If this happens... ...why not try this?



Have agreed set times for playing games, watching TV and leisure

- Set a time for homework at the same time each day
- When your child has finished their homework, agree time to play
- Set play time as a reward



Let your child know how you expect them to behave and set clear boundaries


- Set rules for when homework takes place, how long it will take and when you will check it
- Ask them if there is anything they are worried or upset about



Provide structure

- Set daily routines for homework, going out, bedtime and meals, so that your child will know when they have time for themselves
- If your child doesn't have homework, encourage them to read or give them a problem to solve so they stay in the homework routine

If this happens... ...why not try this?



Your child is more likely to succeed when you, your family and your child's teachers expect them to do their very best

- Remind them how important learning is. Ask them what job they want to do when they get older
- Tell them that they make you feel proud



Work with your child's teachers, school and other family members to agree expectations for learning, studying and behaviour

- Ask them what homework they have and ask to see it when they've done it
- Agree a time when they can do the things they want to do



Make sure that your expectations and goals are right for your child's age and maturity

- If your child gets stuck with homework give them suggestions for problem solving
- Talk to your child's teachers about how much homework your child is expected to do

So what happens at school ?



Making contact

It is important to have good relationships with your child's teachers

The best way to build a relationship is to start by making contact with them and introducing yourself.

Having a friendly relationship can benefit your child at home and at school. Parents/carers can help identify certain behaviours that are happening at school but not at home and vice versa. They can also help teachers identify children's strengths, weaknesses and personality, which can help the teacher deliver their teaching to best suit the child's needs.

Tips How to build a relationship with your child's teachers

- Let the teacher know your child's likes, dislikes and strengths
- Tell the teacher of any special help your child may need
- Write a note to school and attach it to their homework book to tell the teacher if your child enjoyed it or found it difficult
- Ask the teacher how you can best help your child at home with their learning
- Contact the teacher if you think your child is having problems at school
- Go to parent-teacher evenings and other school events
- Let the school know about any changes in your home life which may make a difference to your child's learning. This information will be treated confidentially
- Let the teacher know when you can see that your child is doing well. You can write to them, send a note or email if you want to

To find out more about the National Curriculum, visit www.direct.gov.uk/curriculum

To print off copies of this document and other resources please visit: www.direct.gov.uk/homeworksupport

